

Orient Adventurer

130 Man, DP3, 250MT AHC Crane, Comf V(3)C(3) CSV/LV



Orient Adventurer

130 Berths in 1-man and 2-man cabins

DPS-3 Class Positioning System

Built 2014

250MT AHC Main Crane

One Auxiliary Cranes

DNV Comfort Class V(3)C(3)

Up to 1,700 m² Deck Space (including VLS)

Helideck

SPS Compliant

Twin ROV Hangers

275MT Vertical Lay System

19F.-1, No. 386, Shizheng Rd., Xitun Dist.,
Taichung City 407667, Taiwan (R.O.C.)

407667 台中市西屯區市政路386號19樓之1

Tel: +886(0)-4-2254-6965

Email: admin@dfo.com.tw

Orient Adventurer

130 Man, DP3, 250MT AHC Crane, Comf V(3)C(3) CSV/LV

Principal Particulars

Flag	Marshall Islands
Built	2014, Ulstein Verft AS, Norway
Length Overall	130.00 m
Length B.P	124.26 m
Beam	25.00 m
Depth Moulded	10.00 m
Max Draft	7.60 m
Deadweight	7,200 MT (with VLS) 8,200 MT (without VLS)
GT / NT	11,803 / 3,541
ERN	DP-2: 99,99,99,99 DP-3: 99,99,99,85
Helideck	Suitable for Sikorsky S92N Helicopters, compliant with CAP437

Classification

DNV, E0, DYNPOS-AUTRO, Clean(Design), COMF(C-3, V-3), DK(+), DYNPOS(AUTR), E0, HELDK(SH), NAUT(OSV(A)), SF, CRANE, VIBR, BIS

Capacities

Fuel Oil	2,000 m ³
Potable Water	1,000 m ³
WB/DW	6,300 m ³
Deck Cargo Area	Inclusive VLS: 1,700 m ² Aft of VLS: 1,250 m ²
Deck Cargo	About 5,800 tons
Cargo Deck Load	10 MT/m ²

Accommodation

1-Berth Cabins	48
2-Berth Cabins	41
Berths – Total	130
Hospital	1
Lounge	3 x Lounges
Mess Room	1 x 155 m ²
Conference Room	1 x 12 pax and 1 x 10 pax
ROV Online Room	1 x 36 m ²
ROV Offline Room	1 x 55 m ²
Client Offices	5, varying sizes
Gym	1 x 45 m ²
Hospital	1 x 20 m ²
Water Maker	2 x 15 MT/day evaporators 1 x 25 MT/day reverse osmosis

Machinery & Propulsion Equipment

Main Generators	6 x Bergen, 2,880 kW each
Thrusters	Tunnel Fwd: 2 x 2,140 kW Azimuth Fwd: 1 x 2,000 kW
Propulsion Thrusters	3 x 3,000 kW
Main Crane	1 x 250 MT NOV Crane 20 MT Auxiliary Hook
Auxiliary Crane	1 x 12 MT @ 15m

Dynamic Positioning System

Type	Kongsberg, DP3 (Operation+)
Reference Systems	2 x HiPAP 501 1 x SpotTrack 1 x Radius 3 x DGPS (2 x DPS132, 1 x DPS232)
Control	5 x Operator Stations

Performance

Service Speed	13.5 kts
Max Speed	15.0 kts
Economical Speed	10.5 kts
Fuel Consumption	Economical: 13 MT / day Transit (12-13 kt): 32 MT / day Maximum: 50 MT / day Port: 3-5 MT/day
DP Fuel Consumption	Heavy Seas: 15 MT / day Moderate Seas: 12 MT / day Light Seas: 10 MT / day

ROV & Moonpool

Hanger	One hanger situated aft of the accommodation area, with large door to main deck.
LARS	1 x Overside LARS 1 x Moonpool LARS Both 12 MT SWL
Doors	Starboard & Moonpool
Moonpool	2 fitted Main deck: 8.0 m x 8.0 m ROV: 4.9 m x 4.9 m

Orient Adventurer

130 Man, DP3, 250MT AHC Crane, Comf V(3)C(3) CSV/LV

Tensioner

Tensioner	4 Track, retractable out of the firing line 2 and 4 track mode
Line Pull	275 MT including dynamic factor of 1.2
Nominal Line Pull	230 MT – 19 m/min
Reduced Line Pull	117 MT – 32 m/min
Product Diameter	50 mm to 630 mm size
Squeeze Pressure	Variable

Centralizer

Retractable Centralizer roller box with two arms
5 m free passage diameter
Side load capacity of 7.5 MT

Top Chute

6 m radius, 18 rollers
3 m horizontal adjustment for A&R operations

Abandonment & Recovery System

Under Deck Storage Winch	15 MT under deck storage winch 3,000 m of 96 mm wire
Traction Winch	300 MT traction winch Two capstan drums with several winding
Nominal Line Pull	240 MT – 19 m/min
Reduced Line Pull	120 MT – 32 m/min
A&R deployment beam located on top of the tower with a socket catcher	

Abandonment & Recovery System

Under Deck Storage Winch	15 MT under deck storage winch 3,000 m of 96 mm wire
Traction Winch	300 MT traction winch Two capstan drums with several winding
Nominal Line Pull	240 MT – 19 m/min
Reduced Line Pull	120 MT – 32 m/min
A&R deployment beam located on top of the tower with a socket catcher	

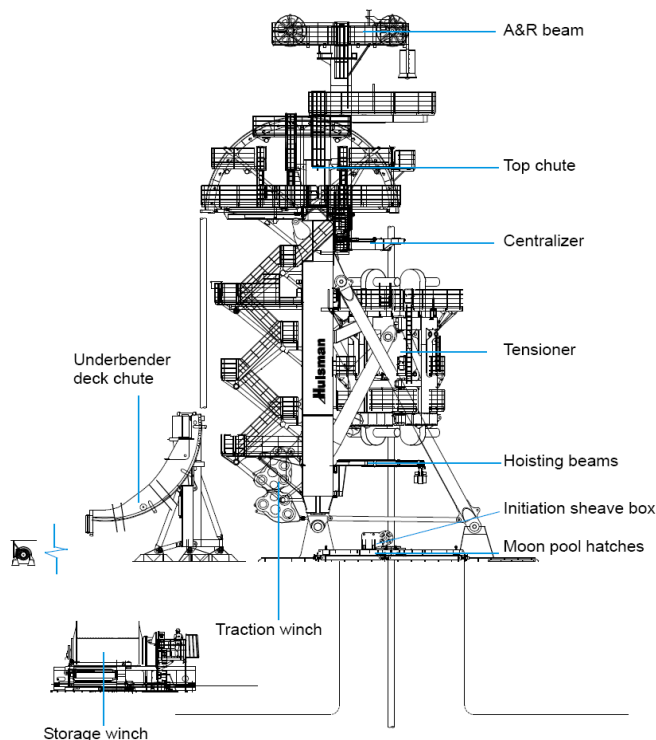
Underbender

Deck Chute	6 m bending radius
Measurement	Back tension measurement, overload protection

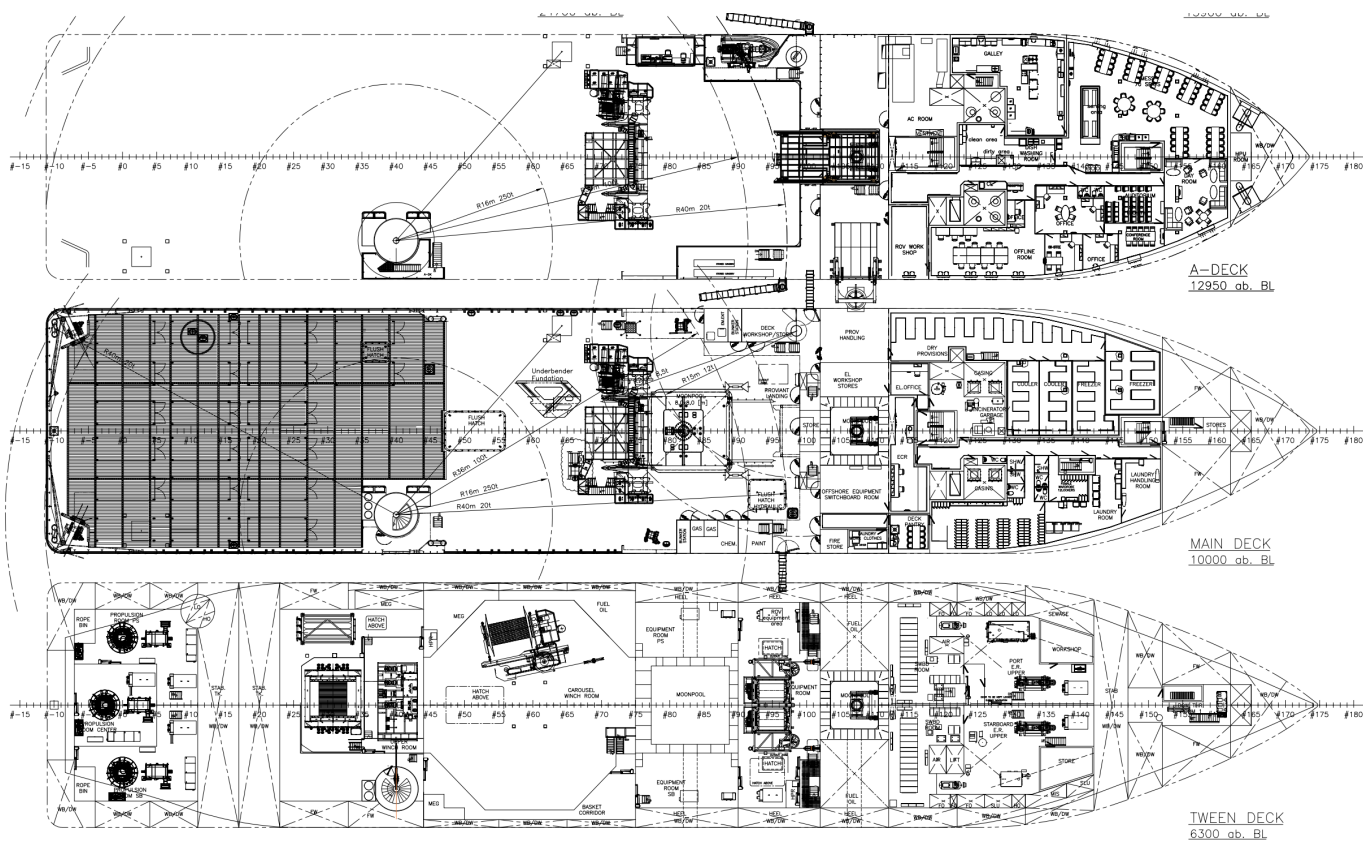
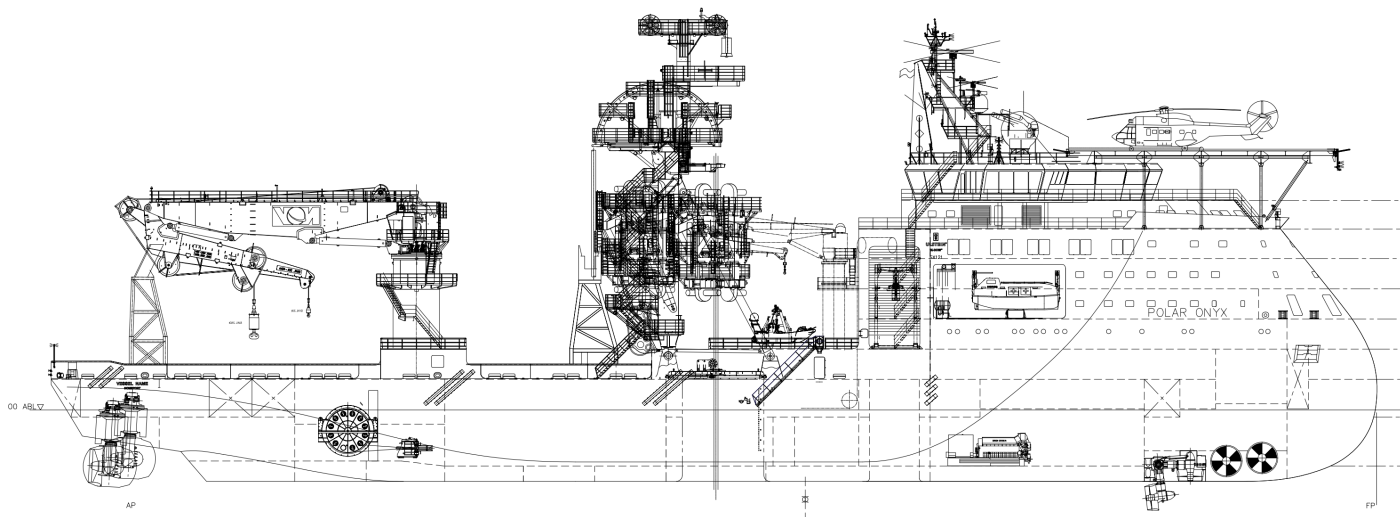
ROV (ROVOP Supply)

Model	2 x Schilling HD
Depth Rating	3,000 m

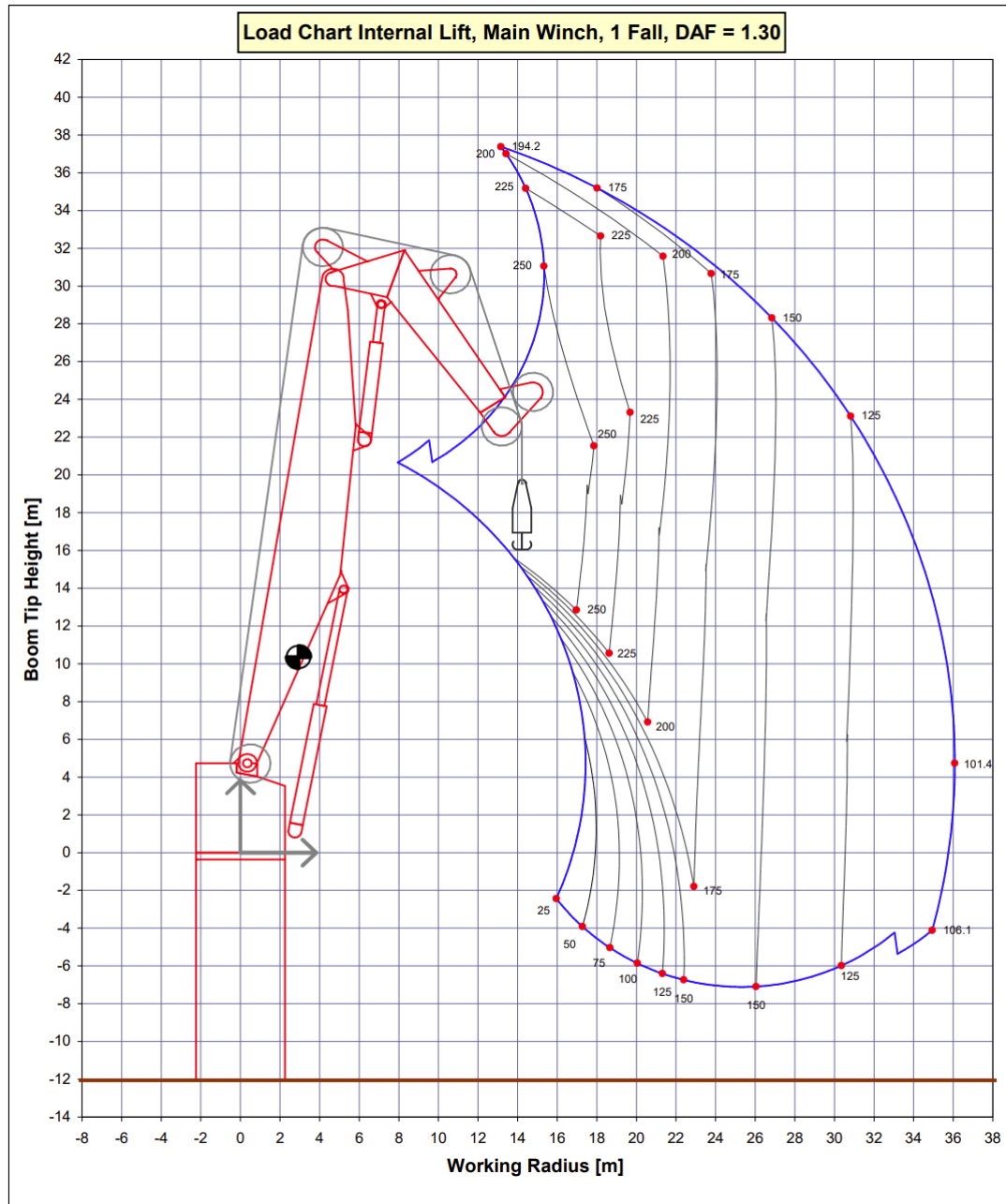
Vertical Lay System



General Arrangement



AHC Crane Curves



Max lift capacity: 250 t/ 18 m
 Max outreach: 100 t/ 36 m
 Wire length: 3000 m (currently 700 m fitted)